






CHOOSE RENEWABLE Energy Resource Mix

Renewable energy is sold in blocks of 300 kilowatt-hours (kWh). This table provides the renewable resource mix for solar, wind and biogas energy in 2016, as well as the projected resource mix in 2017.

in WI and IA

| 2016 HISTORIC | ENERGY TYPE | 2017 PROSPECTIVE |
|---|---|---|
| Jefferson, WI; Customer locations ▶ 5.8% |  | 5.8% ◀ Jefferson, WI; Customer locations in WI and IA |
| Worthington, MN Dodge County, WI ▶ 60.9% |  | 60.9% ◀ Worthington, MN Dodge County, WI |
| Little Chute, WI ▶ 33.3% |  | 33.3% ◀ Little Chute, WI |

These figures reflect the renewables that we have contracted. Actual figures may vary according to resource availability. We annually report to you before August 1 of next year the actual resource mix of the electricity you purchased. These figures also reflect the power delivered to Choose Renewable's customers in 2016.

Choose Renewable resources come from generation facilities that first began commercial operation within the past 15 years.

For comparison, the current average mix of resources supplying your electric utility includes: Coal (47.5%), Nuclear (19.9%), Natural Gas (19.7%), and Renewables (12.9%). This resource mix was prepared in accordance with FERC Form I requirements.

The average home in the United States uses 909 kilowatt-hours (kWh) per month. [Source: U.S. EIA, 2013]

At Lake Mills Light & Water, we join forces with other local, not-for-profit utilities through WPPI Energy to share resources and lower costs.

www.lakemillslw.com • (920) 648-4026



People you know. Service you trust.



The Green-e Energy logo helps consumers easily identify environmentally superior renewable energy options. For information on Green-e Energy certification requirements, please visit www.green-e.org.